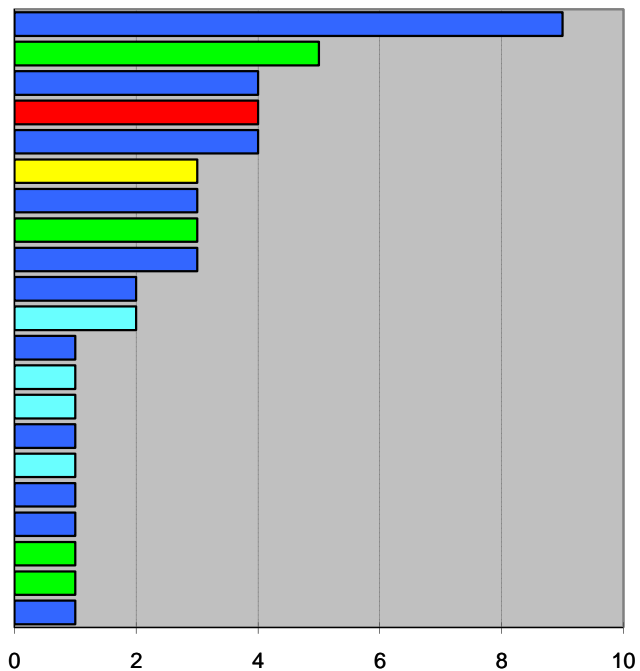


Applications for international protection by country of citizenship

September 2010

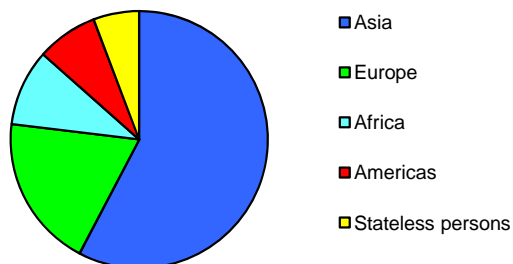
tab. 02a

Country of citizenship	New applications	%
Mongolia	9	17,30
Belarus	5	9,60
Iran	4	7,70
Cuba	4	7,70
Vietnam	4	7,70
Stateless persons	3	5,80
Kazakhstan	3	5,80
Russian Federation	3	5,80
Turkey	3	5,80
Afghanistan	2	3,80
Nigeria	2	3,80
Armenia	1	1,90
Egypt	1	1,90
Ghana	1	1,90
Iraq	1	1,90
Cameroon	1	1,90
Kyrgyzstan	1	1,90
Myanmar	1	1,90
Serbia	1	1,90
Ukraine	1	1,90
Uzbekistan	1	1,90
Total	52	100,00

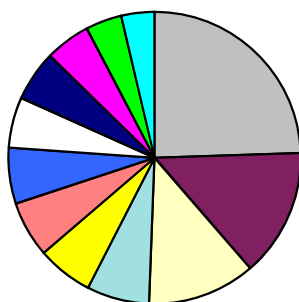


tab. 02b

Country of citizenship	New applications	%
Asia	30	58,00
Europe	10	19,00
Africa	5	10,00
Americas	4	8,00
Stateless persons	3	6,00
Total	52	100,00



The most frequent country of citizenship of international protection seekers in 2010 (30.9.2010)



- Other - 24,47%
- Ukraine - 14,16%
- Mongolia - 11,95%
- Russian Federation - 6,93%
- Stateless persons - 6,19%
- Turkey - 6,19%
- Myanmar - 6,19%
- Kazakhstan - 5,6%
- Belarus - 5,6%
- Vietnam - 5,01%
- Kyrgyzstan - 3,98%
- Nigeria - 3,69%