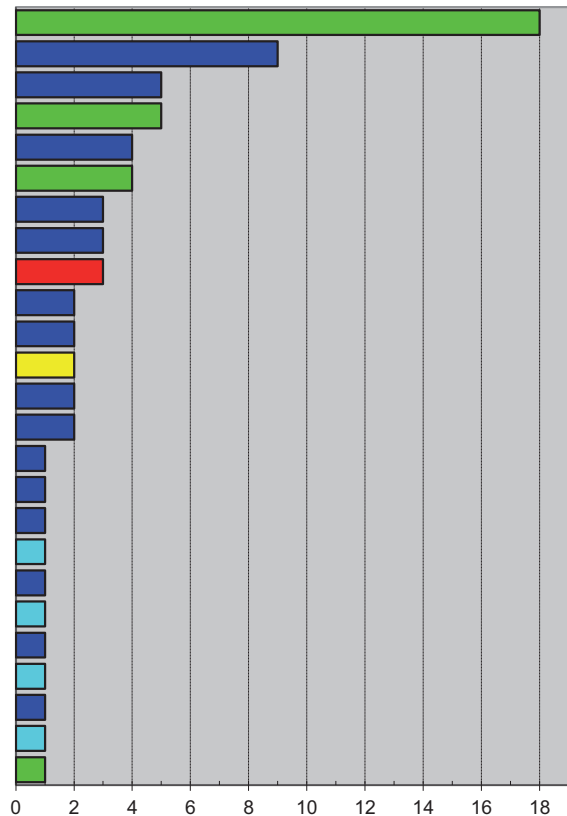


Applications for International Protection by Country of Citizenship November 2011

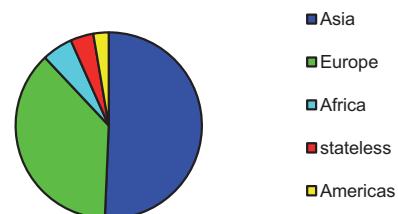
Tab. 02a

Country of Citizenship	New applications	%
Ukraine	18	24,00
Afghanistan	9	12,00
Myanmar	5	6,67
Russian Federation	5	6,67
Mongolia	4	5,33
Belarus	4	5,33
Kyrgyzstan	3	4,00
Vietnam	3	4,00
stateless	3	4,00
Kazakhstan	2	2,67
Uzbekistan	2	2,67
Cuba	2	2,67
Georgia	2	2,67
China	2	2,67
India	1	1,33
Iran	1	1,33
Iraq	1	1,33
Algeria	1	1,33
Armenia	1	1,33
Nigeria	1	1,33
Pakistan	1	1,33
Sierra Leone	1	1,33
Syria	1	1,33
Tunisia	1	1,33
Moldova	1	1,33
Total	75	100,00

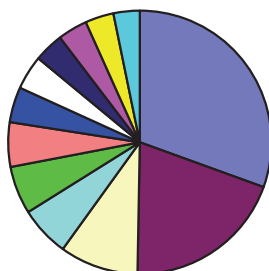


tab. 02b

Country of Citizenship	New applications	%
Asia	38	50,67
Europe	28	37,33
Africa	4	5,33
stateless	3	4,00
Americas	2	2,67
Total	75	100,00



The most frequent country of citizenship of international protection seekers (30.11.2011)



- Other - 30,52%
- Ukraine - 19,75%
- Belarus - 9,66%
- Russian Federation - 6,16%
- Vietnam - 5,88%
- Mongolia - 5,46%
- Turkey - 4,34%
- Kyrgyzstan - 4,2%
- stateless - 3,64%
- Uzbekistan - 3,64%
- Afghanistan - 3,5%
- Myanmar - 3,22%