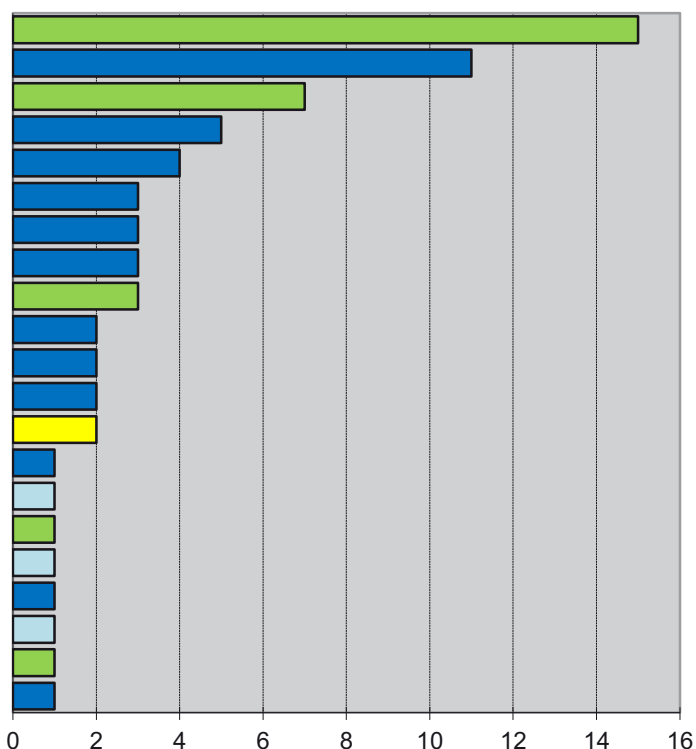


Applications for international protection by country of citizenship

March 2011

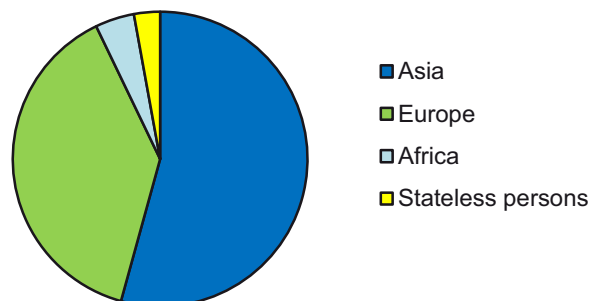
tab. 02a

Country of citizenship	New applications	%
Ukraine	15	21,00
Mongolia	11	16,00
Belarus	7	10,00
Georgia	5	7,00
Iraq	4	6,00
Kazakhstan	3	4,00
Kyrgyzstan	3	4,00
Armenia	3	4,00
Russian Federation	3	4,00
Pakistan	2	3,00
Uzbekistan	2	3,00
Vietnam	2	3,00
Stateless persons	2	3,00
Yemen	1	1,00
Ghana	1	1,00
Croatia	1	1,00
Nigeria	1	1,00
Bangladesh	1	1,00
Congo, Dem. Rep. of	1	1,00
Moldova	1	1,00
Myanmar	1	1,00
Total	70	100,00

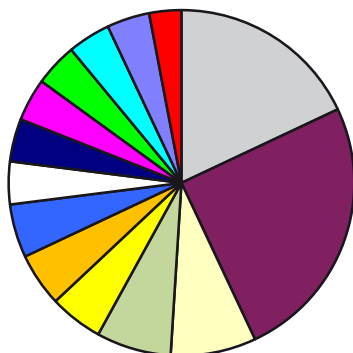


tab. 02b

Country of citizenship	New applications	%
Asia	38	54,00
Europe	27	39,00
Africa	3	4,00
Stateless persons	2	3,00
Total	70	100,00



The most frequent country of citizenship of international protection seekers in 2011 (31.3.2011)



- Other - 18%
- Ukraine - 25%
- Belarus - 8%
- Mongolia - 7%
- Stateless persons - 5%
- Kazakhstan - 5%
- Kyrgyzstan - 5%
- Georgia - 4%
- Vietnam - 4%
- Russian Federation - 4%
- Syria - 4%
- Armenia - 4%
- Iraq - 4%
- Nigeria - 3%