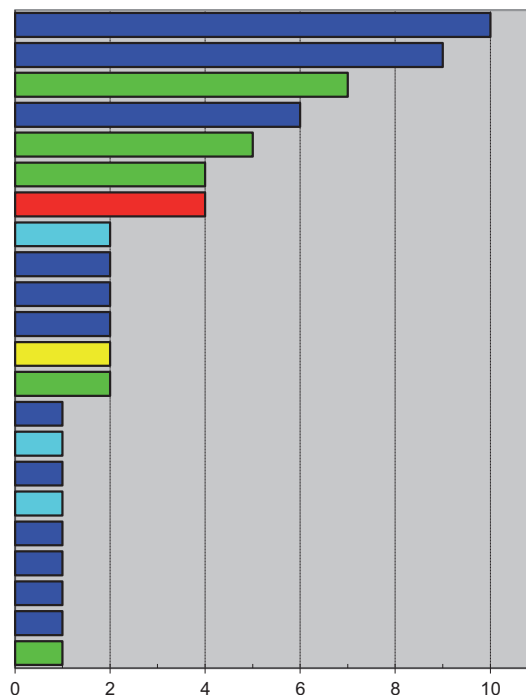


Applications for International Protection by Country of Citizenship

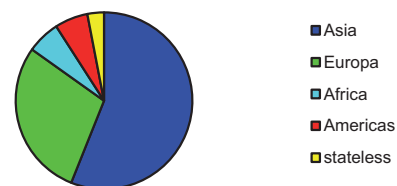
October 2011

Tab. 02a

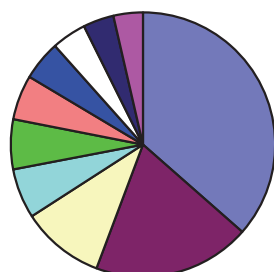
Country of Citizenship	New applications	%
Myanmar	10	15,15
Uzbekistan	9	13,64
Ukraine	7	10,61
Afghanistan	6	9,09
Russian Federation	5	7,58
Belarus	4	6,06
Cuba	4	6,06
Algeria	2	3,03
Mongolia	2	3,03
Turkey	2	3,03
Vietnam	2	3,03
stateless	2	3,03
Kosovo	2	3,03
Syria	1	1,52
Congo	1	1,52
Armenia	1	1,52
Egypt	1	1,52
Georgia	1	1,52
China	1	1,52
Iran	1	1,52
Kazakhstan	1	1,52
Moldova	1	1,52
Total	66	100,00



Country of Citizenship	New applications	%
Asia	37	56,06
Europa	19	28,79
Africa	4	6,06
Americas	4	6,06
stateless	2	3,03
Total	66	100,00



The most frequent country of citizenship of international protection seekers (31.10.2011)



- Other - 36,49%
- Ukraine - 19,25%
- Belarus - 10,17%
- Vietnam - 6,1%
- Russian Federation - 6,1%
- Mongolia - 5,48%
- Turkey - 4,85%
- Kyrgyzstan - 4,23%
- Uzbekistan - 3,76%
- stateless - 3,6%