



MINISTERSTVO VNITRA
ČESKÉ REPUBLIKY

Department for Asylum and Migration Policy

STATISTICAL REPORT

International Protection Proceedings



CZECH REPUBLIC

October 2011



**DAMP^[1] - International Protection Proceedings
October 2011**

tab. 01

Country of Citizenship	Number of participants in the proceedings as of 1.10.2011*	New applications	Cases referred back to the First Instance	Asylum granted	Rejected	Subsidiary protection	Applications dismissed as inadmissible	Proceedings discontinued	Total number of decisions **	Served decisions ***	Number of suits brought to court	Number of participants in the proceedings as of 31.10.2011*
Belarus	93	4	1	1	-	2	2	-	5	3	1	95
Croatia	1	-	-	-	-	-	-	-	-	-	-	1
Kosovo	1	2	-	-	-	-	-	-	-	1	1	2
Moldova	2	1	-	-	-	-	-	-	-	-	1	3
Poland	3	-	-	-	-	-	-	-	-	-	-	3
Romania	1	-	-	-	-	-	-	-	-	-	-	1
Russian Federation	40	5	1	4	2	-	1	-	7	4	-	42
Serbia	3	-	-	-	-	-	-	-	-	-	-	3
Ukraine	72	7	-	-	19	-	1	1	21	21	21	58
Europe	216	19	2	5	21	2	4	1	33	29	24	208
Afghanistan	5	6	-	-	-	-	-	-	-	-	-	11
Armenia	13	1	-	-	1	-	-	-	1	1	-	13
Azerbaijan	6	-	-	-	-	-	-	-	-	-	-	6
China	7	1	-	-	-	-	-	-	-	1	1	7
Georgia	12	1	-	-	-	-	-	-	-	-	-	13
India	2	-	-	-	-	-	-	-	-	-	-	2
Indonesia	1	-	-	-	-	-	-	-	-	-	-	1
Iraq	12	-	1	-	-	-	-	-	-	-	-	13
Iran	10	1	-	-	1	-	-	1	2	1	-	10
Israel	-	-	1	-	-	-	-	-	-	-	-	1
Yemen	2	-	-	-	-	-	-	-	-	-	-	2
Kazakhstan	35	1	-	-	-	4	1	1	6	7	1	29
Kyrgyzstan	37	-	-	-	-	-	-	1	1	-	-	37
Mongolia	16	2	-	-	2	-	2	1	5	4	3	14
Myanmar	-	10	-	10	-	-	-	-	10	10	-	-
Pakistan	6	-	-	-	-	-	-	-	-	1	1	5
Sri Lanka	2	-	-	-	-	-	-	-	-	-	-	2
Syria	22	1	3	-	-	3	-	-	3	-	-	26
Turkey	22	2	-	-	-	-	-	1	1	1	-	23
Uzbekistan	16	9	-	5	-	1	-	-	6	-	-	25
Vietnam	26	2	-	-	5	-	3	-	8	11	6	17
Asia	252	37	5	15	9	8	6	5	43	37	12	257
Ecuador	1	-	-	-	-	-	-	-	-	-	-	1
Cuba	8	4	-	-	-	-	-	-	-	-	-	12
Mexico	1	-	-	-	-	-	-	-	-	-	-	1
Americas	10	4	-	-	-	-	-	-	-	-	-	14
Algeria	4	2	-	-	-	-	1	-	1	1	1	5
Angola	1	-	-	-	-	-	-	-	-	-	-	1
Egypt	3	1	-	-	1	-	-	-	1	-	-	4
Eritrea	10	-	-	1	-	-	-	-	1	-	-	10
Ethiopia	2	-	-	-	-	-	-	-	-	-	-	2
Ghana	1	-	-	-	-	-	-	-	-	-	-	1
Guinea	3	-	-	-	-	-	-	-	-	-	-	3
Cameroon	2	-	-	-	-	-	-	-	-	-	-	2
Kenya	1	-	-	-	-	-	-	-	-	-	-	1
Congo	2	1	-	-	-	-	-	-	-	1	-	2
Dem. Rep. of the Congo	11	-	-	-	-	-	-	-	-	-	-	11
Libya	5	-	-	-	-	-	-	-	-	-	-	5
Morocco	1	-	-	1	-	-	-	-	1	-	-	1
Nigeria	21	-	-	-	-	-	1	-	1	4	1	17
Côte d'Ivoire	1	-	-	-	-	-	-	-	-	-	-	1
Somalia	2	-	-	-	-	-	-	-	-	-	-	2
Sudan	1	-	-	-	-	-	-	-	-	-	-	1
Tunisia	2	-	-	-	-	-	-	-	-	-	-	2
Uganda	1	-	-	-	-	-	-	-	-	-	-	1
Zambia	1	-	-	-	-	-	-	-	-	-	-	1
Africa	75	4	-	2	1	-	2	-	5	6	2	73
stateless	30	2	1	-	1	3	-	-	4	4	0	29
Total	583	66	8	22	32	13	12	6	85	76	38	581

^[1] Department for Asylum and Migration Policy (DAMP)

DAMP - Proceedings for Extension of Subsidiary Protection October 2011

tab. 18

Country of Citizenship	Number of participants in the proceedings as of 1.10.2011*	New applications	Cases referred back to the First Instance	Subsidiary protection extended	Subsidiary protection terminated	Proceedings discontinued	Total number of decisions **	Served decisions ***	Number of suits brought to court	Number of participants in the proceedings as of 31.10.2011*
Belarus	5	2	-	2	-	-	2	5	-	2
Ukraine	2	-	-	-	-	-	-	-	-	2
Europe	7	2	-	2	-	-	2	5	-	4
Afghanistan	-	1	-	1	-	-	1	-	-	1
Iraq	3	10	-	2	-	-	2	2	-	11
Kyrgyzstan	-	1	-	-	-	-	-	-	-	1
Syria	-	1	-	-	-	-	-	-	-	1
Uzbekistan	7	1	-	3	-	-	3	2	-	6
Asia	10	14	-	6	-	-	6	4	-	20
Cuba	3	-	-	3	-	-	3	2	-	1
Americas	3	-	-	3	-	-	3	2	-	1
stateless	1	5	-	-	-	-	-	-	-	6
Total	21	21	-	11	-	-	11	11	-	31

* Number of participants in the proceedings = includes persons whose suits have not been decided yet by the DAMP or cases where the decisions have not become legally effective yet; cases which must be decided repeatedly.

** Total number of decisions = this column contains not only sum of positive, negative and terminating decisions but also self-corrective and other, mostly exceptional, decisions taken.

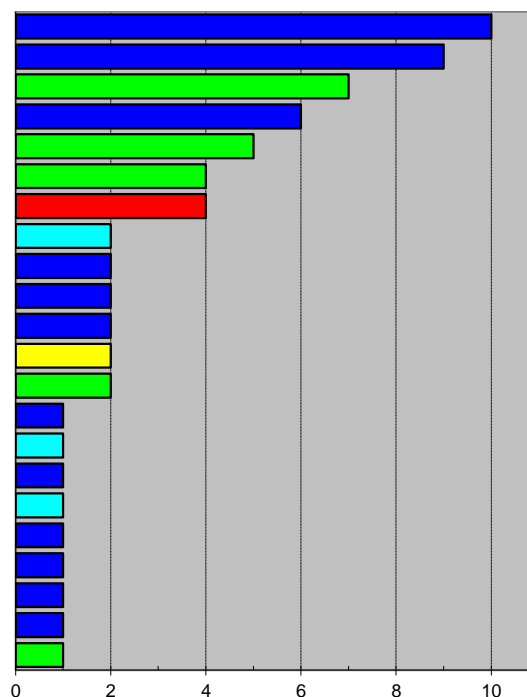
***Served decisions = this column also contains older decisions which were served on applicants during the given period. After being served with the decision the person stops being an applicant for international protection.

Applications for International Protection by Country of Citizenship


October 2011

Tab. 02a

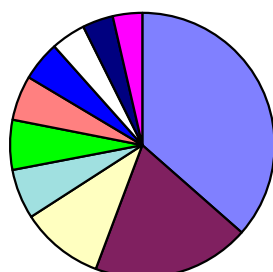
Country of Citizenship	New applications	%
Myanmar	10	15,15
Uzbekistan	9	13,64
Ukraine	7	10,61
Afghanistan	6	9,09
Russian Federation	5	7,58
Belarus	4	6,06
Cuba	4	6,06
Algeria	2	3,03
Mongolia	2	3,03
Turkey	2	3,03
Vietnam	2	3,03
stateless	2	3,03
Kosovo	2	3,03
Syria	1	1,52
Congo	1	1,52
Armenia	1	1,52
Egypt	1	1,52
Georgia	1	1,52
China	1	1,52
Iran	1	1,52
Kazakhstan	1	1,52
Moldova	1	1,52
Total	66	100,00



Country of Citizenship	New applications	%
Asia	37	56,06
Europa	19	28,79
Africa	4	6,06
Americas	4	6,06
stateless	2	3,03
Total	66	100,00



The most frequent country of citizenship of international protection seekers (31.10.2011)



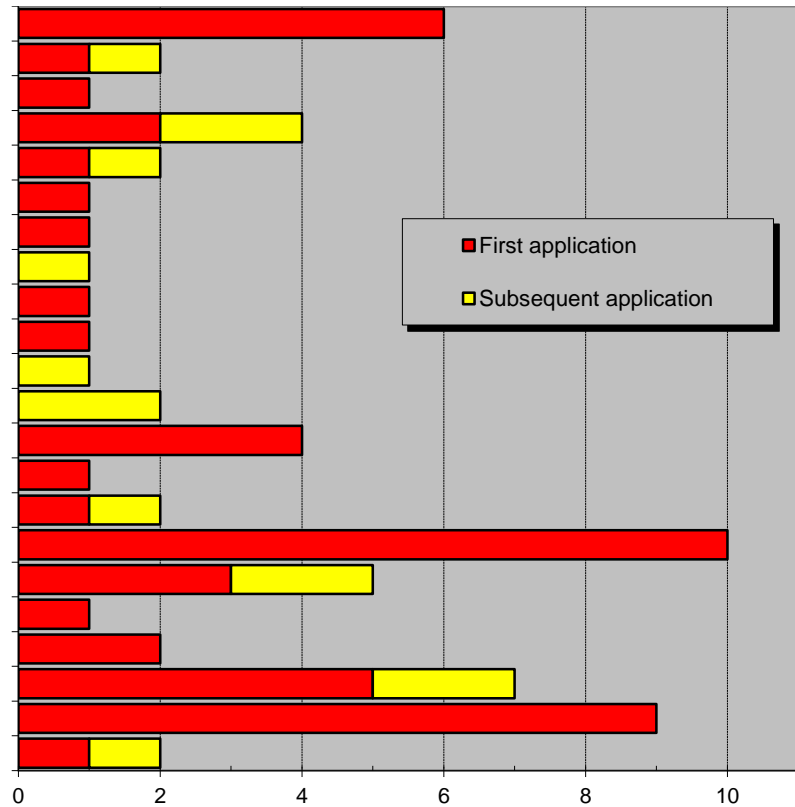
- Other - 36,49%
- Ukraine - 19,25%
- Belarus - 10,17%
- Vietnam - 6,1%
- Russian Federation - 6,1%
- Mongolia - 5,48%
- Turkey - 4,85%
- Kyrgyzstan - 4,23%
- Uzbekistan - 3,76%
- stateless - 3,6%

First and Subsequent Applications by Country of Citizenship

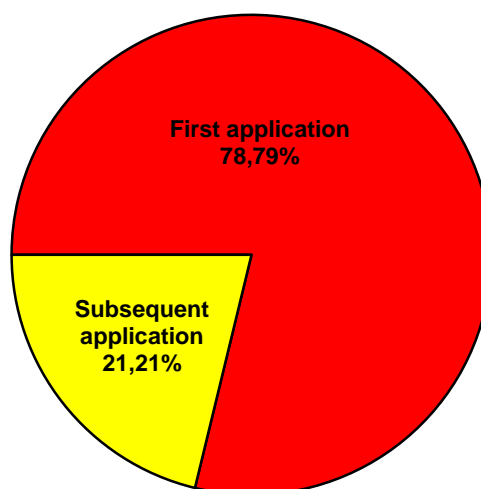
October 2011

tab. 02c

Country of Citizenship	Total	First application	Subsequent application
Afghanistan	6	6	-
Algeria	2	1	1
Armenia	1	1	-
Belarus	4	2	2
stateless	2	1	1
China	1	1	-
Egypt	1	1	-
Georgia	1	-	1
Iran	1	1	-
Kazakhstan	1	1	-
Congo	1	-	1
Kosovo	2	-	2
Cuba	4	4	-
Moldova	1	1	-
Mongolia	2	1	1
Myanmar	10	10	-
Russian Federation	5	3	2
Syria	1	1	-
Turkey	2	2	-
Ukraine	7	5	2
Uzbekistan	9	9	-
Vietnam	2	1	1
Total	66	52	14



Celkem



Place of Filing Applications for International Protection

October 2011

tab. 03

Country of Citizenship	Total	RC Praha- Ruzyne	RC Zastavka	DFF Bela	DFF Postorna	Prison	privat	Other
Afghanistan	6	-	6	-	-	-	-	-
Algeria	2	-	2	-	-	-	-	-
Armenia	1	1	-	-	-	-	-	-
Belarus	4	-	3	-	-	1	-	-
stateless	2	-	1	-	-	-	-	1
China	1	-	1	-	-	-	-	-
Egypt	1	-	1	-	-	-	-	-
Georgia	1	-	1	-	-	-	-	-
Iran	1	1	-	-	-	-	-	-
Kazakhstan	1	-	1	-	-	-	-	-
Congo	1	-	1	-	-	-	-	-
Kosovo	2	-	2	-	-	-	-	-
Cuba	4	1	1	-	-	-	-	2
Moldova	1	-	-	1	-	-	-	-
Mongolia	2	-	-	1	-	1	-	-
Myanmar	10	-	10	-	-	-	-	-
Russian Federation	5	-	3	1	-	1	-	-
Syria	1	1	-	-	-	-	-	-
Turkey	2	-	1	-	-	-	-	1
Ukraine	7	-	4	1	1	1	-	-
Uzbekistan	9	4	4	-	-	-	1	-
Vietnam	2	-	1	-	-	1	-	-
Total	66	8	43	4	1	5	1	4
%	100,00	12,12	65,15	6,06	1,52	7,58	1,52	6,06

RC = reception centre (asylum facility for registration of new applications);

DFF = detention facility for foreigners (especially for the purpose of administrative expulsion)

Applications for International Protection by Age and Sex

October 2011

tab. 05

Country of Citizenship	Adults			Children (0-17)			Total
	Men	Women	Total	Men	Women	Total	
Afghanistan	3	1	4	-	2	2	6
Algeria	2	-	2	-	-	-	2
Armenia	1	-	1	-	-	-	1
Belarus	4	-	4	-	-	-	4
stateless	1	-	1	-	1	1	2
China	1	-	1	-	-	-	1
Egypt	1	-	1	-	-	-	1
Georgia	1	-	1	-	-	-	1
Iran	1	-	1	-	-	-	1
Kazakhstan	1	-	1	-	-	-	1
Congo	1	-	1	-	-	-	1
Kosovo	-	1	1	1	-	1	2
Cuba	2	-	2	-	2	2	4
Moldova	1	-	1	-	-	-	1
Mongolia	1	1	2	-	-	-	2
Myanmar	7	3	10	-	-	-	10
Russian Federation	3	2	5	-	-	-	5
Syria	1	-	1	-	-	-	1
Turkey	1	1	2	-	-	-	2
Ukraine	5	2	7	-	-	-	7
Uzbekistan	2	2	4	4	1	5	9
Vietnam	2	-	2	-	-	-	2
Total	42	13	55	5	6	11	66

Unaccompanied Minors

October 2011

Unaccompanied Minors - International Protection Proceedings*

tab. 06b

Country of Citizenship	Number of participants in the proceedings as of 1.10.2011	New applications	Cases referred back to the First Instance	Asylum granted	Rejected	Subsidiary protection	Applications dismissed as inadmissible	Proceedings discontinued	Total number of decisions **	Served decisions ***	Number of suits brought to court	Number of participants in the proceedings as of 31.10.2011*
Europe	-	-	-	-	-	-	-	-	-	-	-	-
Afghanistan	1	-	-	-	-	-	-	-	-	-	-	1
Azerbaijan	1	-	-	-	-	-	-	-	-	-	-	1
Kyrgyzstan	1	-	-	-	-	-	-	-	-	-	-	1
Syria	1	-	-	-	-	-	-	-	-	-	-	1
Asia	4	-	-	-	-	-	-	-	-	-	-	4
Ethiopia	1	-	-	-	-	-	-	-	-	-	-	1
Somalia	1	-	-	-	-	-	-	-	-	-	-	1
Africa	2	-	-	-	-	-	-	-	-	-	-	2
stateless	1	-	-	-	-	-	-	-	-	-	-	1
Total	7	-	-	-	-	-	-	-	-	-	-	7

*For comprehensive data on stages of international protection proceedings including unaccompanied minors see first part of this report.

** Number of participants in the proceedings = includes persons whose suits have not been decided yet by the DAMP or cases where the decisions have not become legally effective yet; cases which must be decided repeatedly.

***Served decisions = this column also contains older decisions which were served on applicants during the given period. After being served with the decision the person stops being an applicant for international protection.

Unaccompanied Minors - New Applications

tab. 06a

Age category	0-14		15-17		Total
Sex	Men	Women	Men	Women	
Total	-	-	-	-	-

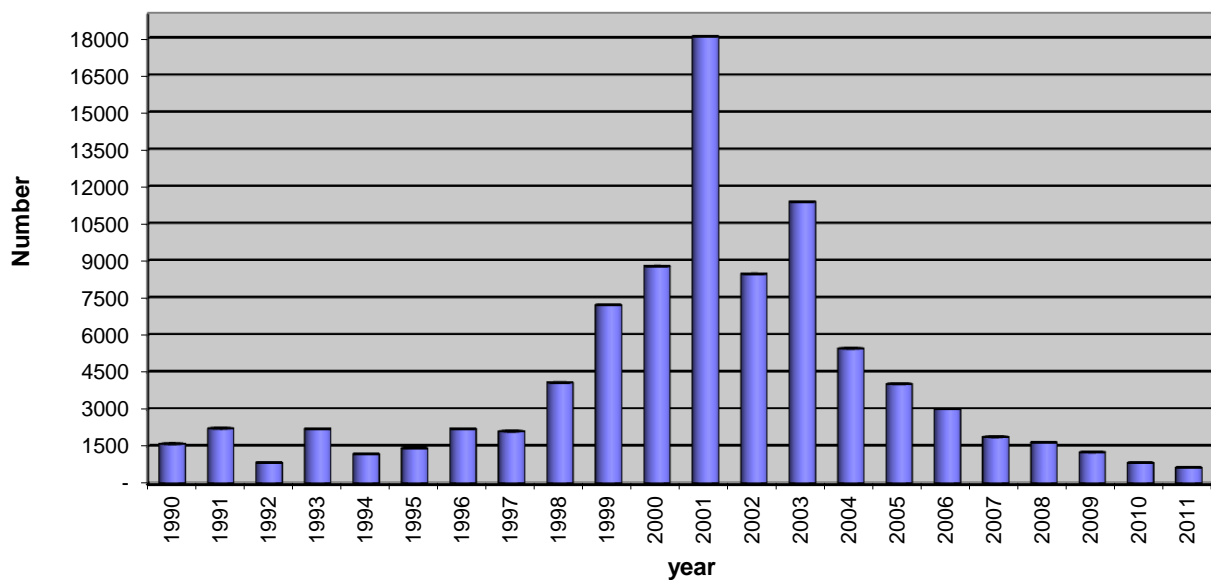
Applications for International Protection by Years and Months

July 1990 - October 2011

tab. 09

Month	1990	1991	1992	1993	1994	1995	1996	1997	1998	1999	2000	2001	2002	2003	2004	2005	2006	2007	2008	2009	2010	2011	Total
January		395	138	30	172	55	57	212	219	602	593	1228	1334	686	552	346	262	153	212	123	65	67	7501
February		330	39	45	125	65	125	191	175	430	384	1228	679	704	588	297	235	130	188	130	79	55	6222
March		233	45	65	97	201	138	201	144	583	514	1635	726	588	988	307	263	181	182	123	106	70	7390
April		165	61	71	100	147	118	193	127	569	559	1539	762	1187	603	280	218	130	137	134	76	59	7235
May		248	39	141	80	211	89	114	96	604	545	1600	604	964	420	261	246	114	98	115	81	77	6747
June		235	64	101	64	150	187	115	120	537	944	1698	525	899	317	312	286	138	114	90	65	47	7008
July	1	104	95	169	121	89	372	185	142	611	666	1614	580	925	354	330	292	148	115	105	63	61	7142
August	231	137	67	198	95	118	332	151	273	581	691	1780	579	1167	300	489	426	172	113	85	91	62	8138
September	146	77	82	814	90	155	171	168	252	699	749	1497	610	965	282	432	193	151	121	86	52	75	7867
October	355	80	76	334	70	69	198	119	792	551	919	1498	773	1557	378	348	235	142	176	99	55	66	8890
November	432	122	70	129	65	73	226	210	711	724	1232	1355	630	997	370	348	208	216	117	81	48		8364
December	437	100	65	110	108	84	198	250	1035	727	998	1422	682	761	307	271	152	203	83	87	52		8132
Total	1602	2226	841	2207	1187	1417	2211	2109	4086	7218	8794	18094	8484	11400	5459	4021	3016	1878	1656	1258	833	639	90636

Number of Applications for International Protection by Years

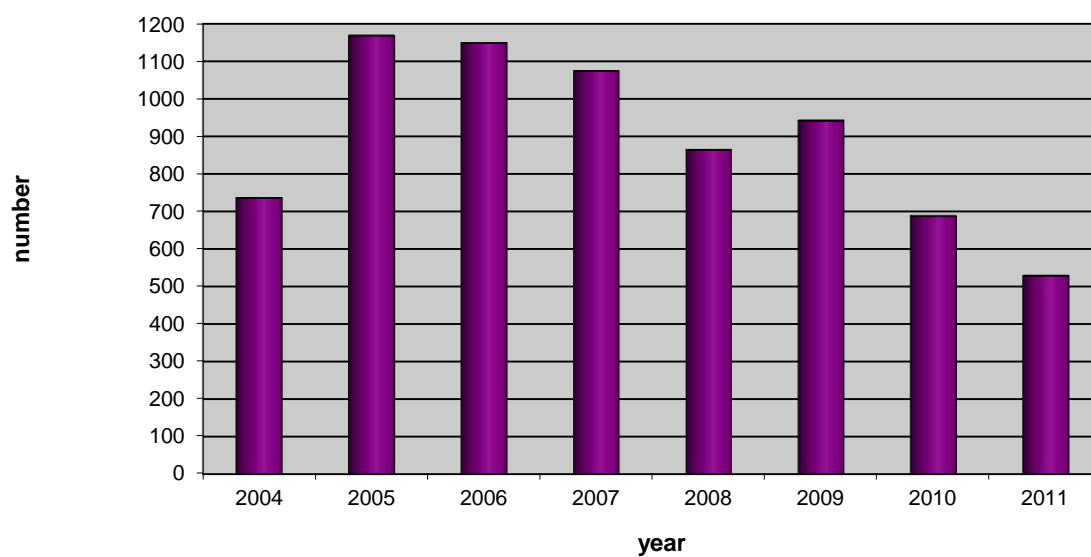


Number of Dublin Cases **May 2004 - October 2011**

tab. 11

Year	2004	2005	2006	2007	2008	2009	2010	2011
Month								
January		128	136	139	99	66	66	60
February		126	125	73	80	73	92	40
March		115	120	79	76	91	52	58
April		97	62	64	68	65	60	47
May	60	71	111	89	63	62	58	49
June	83	67	71	84	74	69	54	69
July	101	79	80	97	62	80	53	40
August	94	79	82	104	71	79	58	80
September	61	79	104	81	68	106	35	51
October	101	77	80	124	76	88	54	35
November	117	120	105	77	64	95	43	
December	119	130	73	63	62	68	63	
Total	736	1168	1149	1074	863	942	688	529
Total Dublin Cases							7149	

Total Dublin Cases



Regional Courts(1) - International Protection Proceedings

October 2011

tab.12

Country of Citizenship	Number of participants in the proceedings as of 1.10.2011	Number of suits brought to court	Cases referred back to RC by SAC	Suits dismissed	Suits dismissed as inadmissible	Proceedings discontinued	Cases referred back to DAMP	Total number of decisions	Served decisions **	Cassation complaints filed to the SAC	Number of participants in the proceedings as of 31.10.2011
Albania	1	-	-	-	-	-	-	-	-	-	1
Belarus	17	-	-	3	-	-	1	4	3	1	14
Kosovo	2	1	-	1	-	-	-	1	-	-	3
Lithuania	1	-	-	-	-	-	-	-	-	-	1
Moldova	3	1	-	-	-	-	-	-	-	-	4
Russian Federation	17	-	-	1	-	-	1	2	1	-	16
Ukraine	75	20	-	11	-	2	-	13	4	3	91
Europe	116	22	-	16	-	2	2	20	8	4	130
Afghanistan	6	-	-	-	-	-	-	-	-	-	6
Armenia	17	-	1	-	-	-	-	-	1	-	17
Azerbaijan	2	-	-	-	-	-	-	-	-	-	2
China	-	1	-	-	-	-	-	-	-	-	1
Georgia	10	-	-	1	-	-	-	1	3	4	7
India	3	-	-	1	-	-	-	1	-	-	3
Iraq	7	-	-	7	-	-	1	8	3	-	4
Israel	1	-	-	-	-	-	-	-	1	-	-
Kazakhstan	5	-	-	-	-	-	-	-	-	-	5
Kyrgyzstan	12	-	-	1	-	-	1	2	-	-	12
Mongolia	8	2	-	-	-	-	-	-	1	3	9
Pakistan	5	1	-	-	-	-	-	-	-	-	6
Palestine	1	-	-	1	-	-	-	1	-	-	1
Sri Lanka	1	-	-	-	-	-	-	-	-	-	1
Syria	10	-	-	1	-	-	1	2	6	1	4
Turkey	22	-	-	1	-	4	-	5	4	-	18
Vietnam	20	5	-	2	2	-	-	4	3	1	22
Asia	130	9	1	15	2	4	3	24	22	9	118
Algeria	4	1	-	-	-	1	-	1	1	3	4
Angola	1	-	-	-	-	-	-	-	-	-	1
Ghana	5	-	-	-	-	-	-	-	-	-	5
Cameroon	1	-	-	-	-	-	-	-	-	-	1
Congo	1	-	-	-	-	-	-	-	-	-	1
Dem. Rep. of the Congo	3	-	-	-	-	-	-	-	-	-	3
Morocco	1	1	-	-	-	-	-	-	-	-	2
Niger	1	-	-	-	-	-	-	-	-	-	1
Nigeria	24	1	1	-	-	-	-	-	4	3	22
Senegal	1	-	-	-	-	-	-	-	-	-	1
Sudan	1	-	-	-	-	-	-	-	-	-	1
Tunisia	1	-	-	-	-	1	-	1	-	-	1
Africa	44	3	1	-	-	2	-	2	5	6	43
stateless	13	-	-	-	-	-	-	-	2	-	11
Total	303	34	2	31	2	8	5	46	37	19	302

RC = Regional Court

SAC= Supreme Administrative Court

Foreigners can file an action with the regional court against a decision to terminate the proceedings pursuant to Section 25 and against a decision to reject the asylum application as a manifestly unfounded claim pursuant to Section 16(1)(e) and (f) of the Asylum Act; these actions are without suspensive effect.

(1) - Regional Court in Praha, Brno, Ostrava, Hradec Kralove, Usti nad Labem, Ceske Budejovice, Plzen, Hradec Kralove - branch office in Pardubice, Usti nad Labem - branch office in Liberec, Metropolitan Court in Praha

* Number of participants in the proceedings - includes persons whose suits have not been decided yet by the Regional Court or cases where the decisions have not become legally effective yet; cases which will be decided repeatedly by the Regional Court

** Served decisions = this column also contains older decisions which were served during the given period.

Note: Only cassation complaints on which the MOI had been informed by the courts are registered

**Regional Courts(1) - Course of Proceedings of
Actions without Suspensive Effect
October 2011**

tab. 14

Country of Citizenship	Number of foreigners with an action without susp.effect as of 1.10.2011	Number of suits brought to court	Suits dismissed	Suits dismissed as inadmissible	Proceedings discontinued	Cases referred back to DAMP	Total number of decisions	Served decisions	Number of foreigners with an action without susp.effect as of 31.10.2011
Belarus	1	1	-	-	1	-	1	-	2
Kosovo	1	-	1	-	-	-	1	-	1
Russian Federation	2	-	-	-	-	-	-	-	2
Ukraine	7	1	-	-	1	-	1	1	7
Europe	11	2	1	-	2	-	3	1	12
Bangladesh	1	-	-	-	-	-	-	-	1
Georgia	1	-	-	-	-	-	-	-	1
Iraq	1	-	-	-	-	-	-	-	1
Kazakhstan	-	1	-	-	-	-	-	-	1
Mongolia	10	2	1	-	-	-	1	1	11
Syria	1	-	-	-	-	-	-	1	-
Turkey	1	-	-	-	-	-	-	-	1
Vietnam	2	1	-	-	1	-	1	1	2
Asia	17	4	1	-	1	-	2	3	18
Dem. Rep. of the Congo	1	-	-	-	-	-	-	-	1
Morocco	1	-	-	-	-	-	-	1	-
Nigeria	2	-	-	-	-	-	-	-	2
Tunisia	1	-	-	-	-	-	-	-	1
Africa	5	-	-	-	-	-	-	1	4
stateless	1	-	-	-	-	-	-	-	1
Total	34	6	2	-	3	-	5	5	35

Foreigners can file an action with the regional court against a decision to terminate the proceedings pursuant to Section §25 and against a decision to reject the asylum application as a manifestly unfounded claim pursuant to Section 16(1)(d) and (e) of the Asylum Act; these actions are without suspensive effect.

(1) - Regional Court in Praha, Brno, Ostrava, Hradec Kralove, Usti nad Labem, Ceske Budejovice, Plzen, Hradec Kralove - branch office in Pardubice, Usti nad Labem - branch office in Liberec, Metropolitan Court in Praha

* The number of Foreigners with an action without suspensive effect = this includes the persons on whose actions the regional courts have not yet ruled or their rulings did not come into force.

** Served decisions = this column also contains older decisions which were served during the given period.

Supreme Administrative Court - Course of the Proceedings of Cassation Complain

October 2011

tab. 15

Country of Citizenship	Number of foreigners filed a cassation complaint as of 1.10.2011	Number of new cassation complaints filed	Cassation complaints dismissed	Cassation complaints dismissed as inadmissible	Proceedings discontinued	Cases referred back to RC	Total number of decisions	Served decisions **	Number of foreigners filed a cassation complaint as of 31.10.2011
Belarus	10	1	-	-	1	-	1	3	8
Bosnia and Herzegovina	1	-	-	-	-	-	-	-	1
Croatia	1	-	-	-	-	-	-	-	1
Kosovo	5	-	-	1	-	-	1	1	4
Lithuania	1	-	-	-	-	-	-	-	1
Macedonia	1	-	-	1	-	-	1	-	1
Moldova	5	-	-	1	-	-	1	2	3
Russian Federation	3	-	-	-	-	-	-	-	3
Slovakia	1	-	-	-	-	-	-	1	-
Ukraine	45	3	-	6	-	-	6	15	33
Europe	73	4	-	9	1	-	10	22	55
Armenia	9	-	1	-	-	1	2	7	2
China	2	-	-	-	-	-	-	-	2
Georgia	3	4	-	-	-	-	-	1	6
Kazakhstan	4	-	-	-	-	-	-	1	3
Kyrgyzstan	8	-	-	2	-	-	2	4	4
Mongolia	19	3	-	1	-	-	1	7	15
Syria	11	1	-	1	-	-	1	1	11
Turkey	5	-	-	-	-	-	-	-	5
Uzbekistan	1	-	-	-	-	-	-	-	1
Vietnam	6	1	-	1	-	-	1	3	4
Asia	68	9	1	5	-	1	7	24	53
Algeria	-	3	-	-	-	-	-	-	3
Ghana	1	-	-	-	-	-	-	-	1
Cameroon	1	-	-	-	-	-	-	-	1
Dem. Rep. of the Congo	3	-	-	-	-	-	-	-	3
Nigeria	9	3	1	1	-	1	3	1	11
Tunisia	1	-	-	-	-	-	-	-	1
Africa	15	6	1	1	-	1	3	1	20
stateless	4	-	-	-	-	-	-	-	4
Total	160	19	2	15	1	2	20	47	132

After receiving the negative decision of the Regional Court (after the decision becomes legally effective) the person ceases to be an applicant for international protection. The foreigner can file a cassation complaints to the Supreme Administrative Court in Brno against the decision of the Regional Court. Having fulfilled the statutory conditions he/she can be issued a visa for the purpose of tolerated residence.

* Number of foreigners that filed a cassation complaint – number of foreigner in whose cases the decisions on cassation complaints have not become legally effective yet.

** Served decisions = this column also contains older decisions which were served during the given period.

Note: Only cassation complaints on which the MOI had been informed by the courts are registered

Supreme Administrative Court - Course of the Proceedings of Cassation Complains Filed by Mol

October 2011

tab. 13

Country of Citizenship	Number of participants in the proceedings as of 1.10.2011	Number of new cassation complaints filed by Mol	Cassation complaints filed by Mol dismissed	Cassation complaints filed by Mol dismissed as inadmissible	Proceedings discontinued	Cases referred back to RC	Total number of decisions	Served decisions	Number of participants in the proceedings as of 31.10.2011
Belarus	6	-	-	-	-	-	-	-	6
Romania	1	-	-	-	-	-	-	-	1
Russian Federation	1	1	-	-	-	-	-	-	2
Ukraine	5	-	-	-	-	-	-	-	5
Europe	13	1	-	-	-	-	-	-	14
China	1	-	-	-	-	-	-	-	1
Israel	-	1	-	-	-	-	-	-	1
Kazakhstan	1	-	-	-	-	-	-	-	1
Kyrgyzstan	1	-	-	-	-	-	-	-	1
Mongolia	3	-	-	-	-	-	-	-	3
Nepal	1	-	-	-	-	-	-	-	1
Syria	2	-	-	-	-	-	-	-	2
Turkey	3	1	-	-	-	-	-	-	4
Uzbekistan	1	-	-	-	-	-	-	-	1
Vietnam	1	-	-	-	-	-	-	-	1
Asia	14	2	-	-	-	-	-	-	16
Algeria	1	-	-	-	-	-	-	-	1
Dem. Rep. of the Congo	1	-	-	-	-	-	-	-	1
Nigeria	3	-	-	-	-	-	-	-	3
Zimbabwe	1	-	-	-	-	-	-	-	1
Africa	6	-	-	-	-	-	-	-	6
Total	33	3	-	-	-	-	-	-	36

MINISTRY OF THE INTERIOR OF THE CZECH REPUBLIC

Department for Asylum and Migration Policy

P.O.Box 21/OAM, 170 34 PRAHA 7

tel: 974 832 495

fax: 974 833 530

e-mail: opu@mvcv.cz

<http://www.mvcv.cz>

Data valid of 27.12.2011