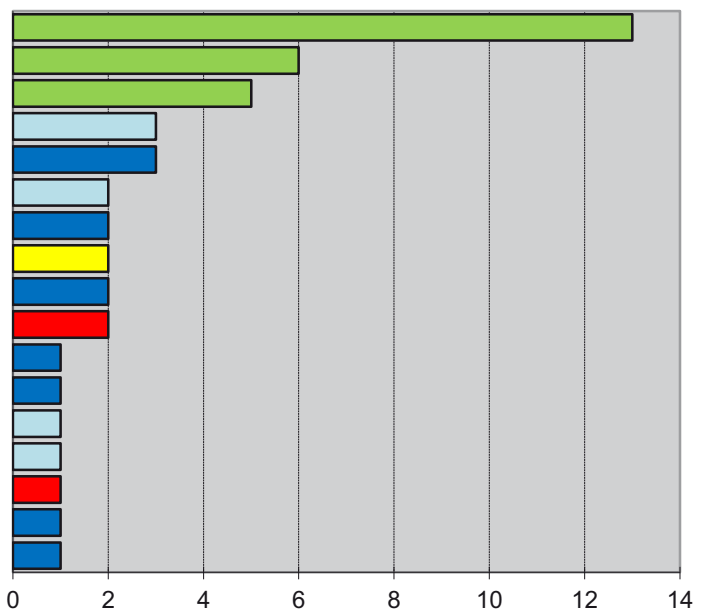


Applications for international protection by country of citizenship

June 2011

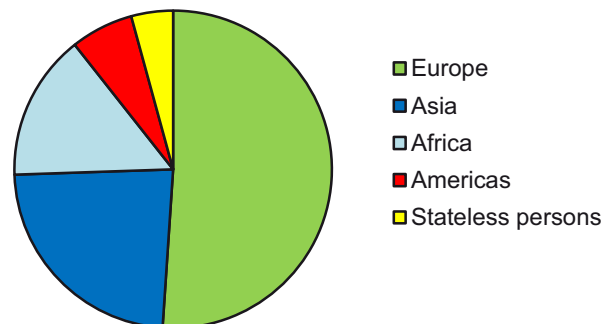
tab. 02a

Country of citizenship	New applications	%
Ukraine	13	28,00
Russian Federation	6	13,00
Belarus	5	11,00
Algeria	3	6,00
Mongolia	3	6,00
Nigeria	2	4,00
Vietnam	2	4,00
Stateless persons	2	4,00
India	2	4,00
Cuba	2	4,00
Afghanistan	1	2,00
Azerbaijan	1	2,00
Libya	1	2,00
Morocco	1	2,00
USA	1	2,00
Uzbekistan	1	2,00
Turkey	1	2,00
Total	47	100,00

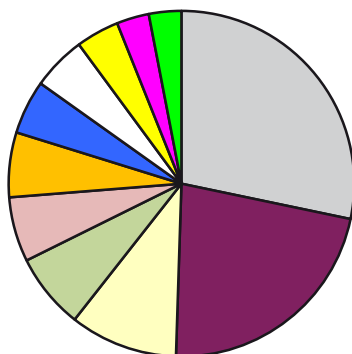


tab. 02b

Country of citizenship	New applications	%
Europe	24	51,00
Asia	11	23,00
Africa	7	15,00
Americas	3	6,00
Stateless persons	2	4,00
Total	47	100,00



The most frequent country of citizenship of international protection seekers in 2011 (30.6.2011)



- Other - 28%
- Ukraine - 22%
- Belarus - 10%
- Mongolia - 7%
- Turkey - 6%
- Russian Federation - 6%
- Vietnam - 5%
- Kyrgyzstan - 5%
- Stateless persons - 4%
- Nigeria - 3%
- Kazakhstan - 3%