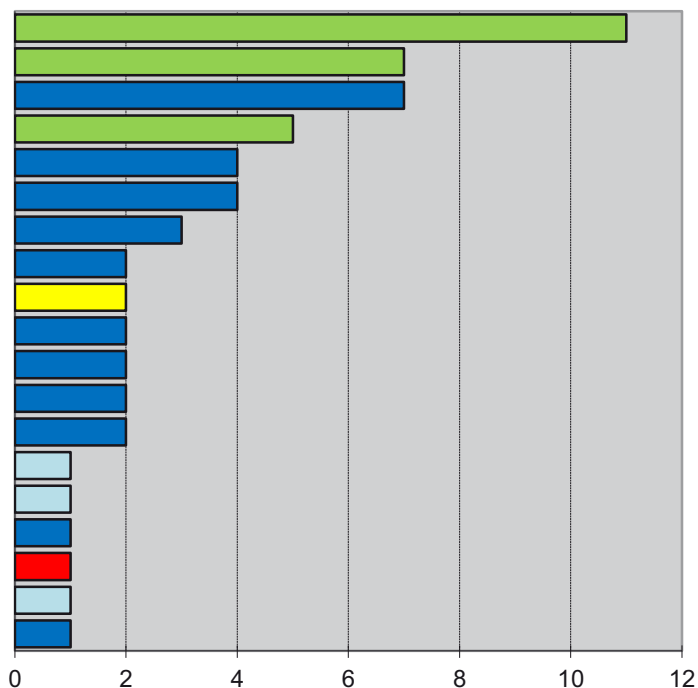


Applications for international protection by country of citizenship

April 2011

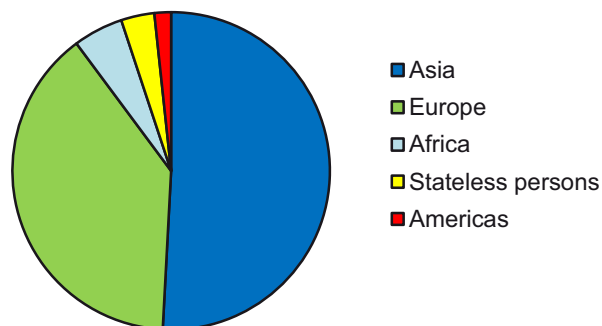
tab. 02a

Country of citizenship	New applications	%
Ukraine	11	19,00
Russian Federation	7	12,00
Kyrgyzstan	7	12,00
Belarus	5	9,00
Afghanistan	4	7,00
Vietnam	4	7,00
Pakistan	3	5,00
Turkey	2	3,00
Stateless persons	2	3,00
China	2	3,00
Cambodia	2	3,00
Myanmar	2	3,00
Mongolia	2	3,00
Nigeria	1	2,00
Libya	1	2,00
India	1	2,00
Cuba	1	2,00
Algeria	1	2,00
Uzbekistan	1	2,00
Total	59	100,00

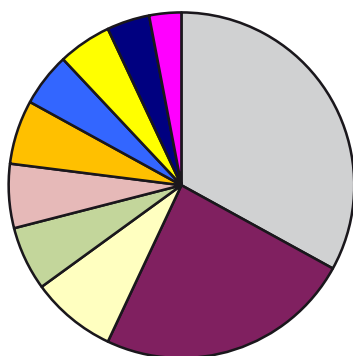


tab. 02b

Country of citizenship	New applications	%
Asia	30	51,00
Europe	23	39,00
Africa	3	5,00
Stateless persons	2	3,00
Americas	1	2,00
Total	59	100,00



The most frequent country of citizenship of international protection seekers in 2011 (30.4.2011)



- Other - 33%
- Ukraine - 24%
- Belarus - 8%
- Kyrgyzstan - 6%
- Mongolia - 6%
- Russian Federation - 6%
- Vietnam - 5%
- Stateless persons - 5%
- Kazakhstan - 4%
- Georgia - 3%