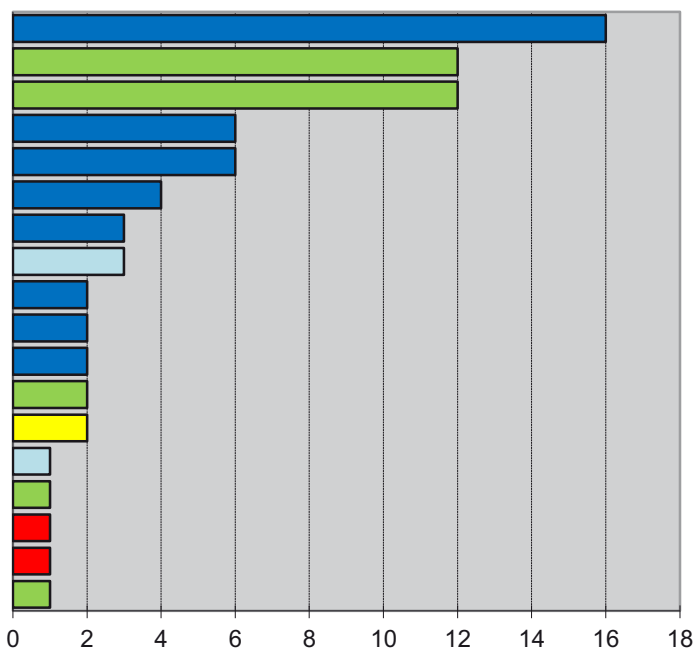


Applications for international protection by country of citizenship May 2011

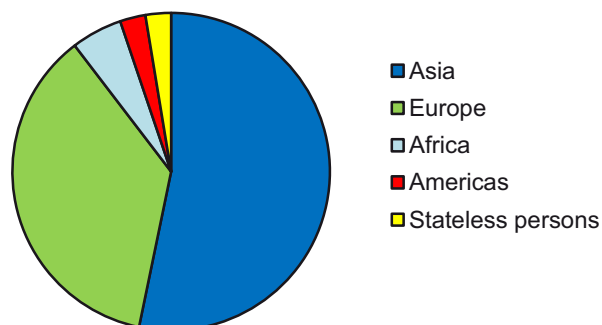
tab. 02a

Country of citizenship	New applications	%
Turkey	16	21,00
Ukraine	12	16,00
Belarus	12	16,00
Mongolia	6	8,00
Vietnam	6	8,00
Uzbekistan	4	5,00
Kyrgyzstan	3	4,00
Nigeria	3	4,00
Pakistan	2	3,00
Iran	2	3,00
Kazakhstan	2	3,00
Slovakia	2	3,00
Stateless persons	2	3,00
Tunisia	1	1,00
Moldova	1	1,00
Cuba	1	1,00
Ecuador	1	1,00
Russian Federation	1	1,00
Total	77	100,00

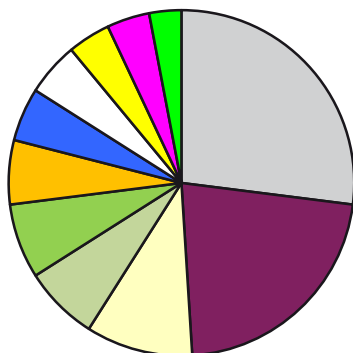


tab. 02b

Country of citizenship	New applications	%
Asia	41	53,00
Europe	28	36,00
Africa	4	5,00
Americas	2	3,00
Stateless persons	2	3,00
Total	77	100,00



The most frequent country of citizenship of international protection seekers in 2011 (31.5.2011)



- Other - 27%
- Ukraine - 22%
- Belarus - 10%
- Turkey - 7%
- Mongolia - 7%
- Kyrgyzstan - 6%
- Vietnam - 5%
- Russian Federation - 5%
- Stateless persons - 4%
- Kazakhstan - 4%
- Nigeria - 3%