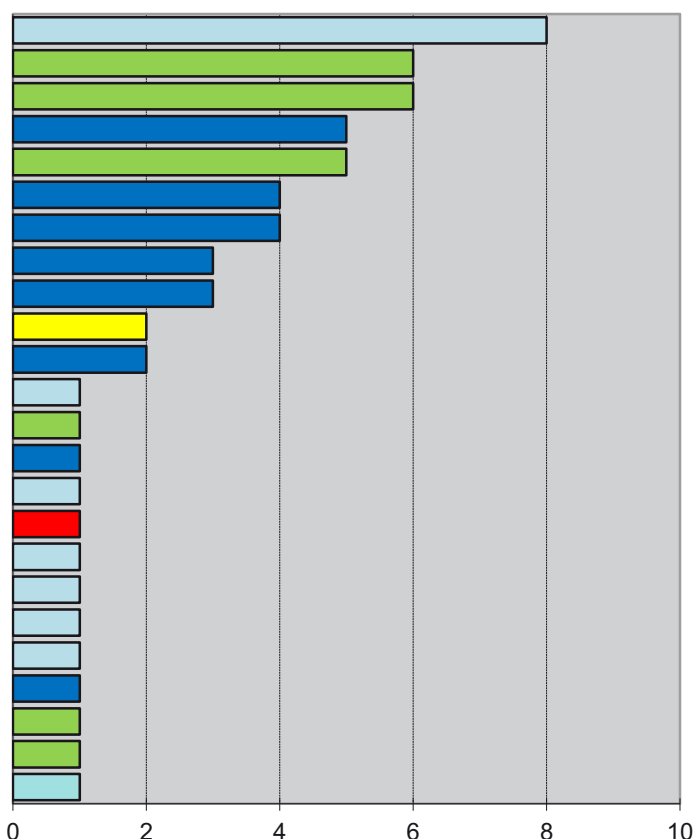


Applications for international protection by country of citizenship

July 2011

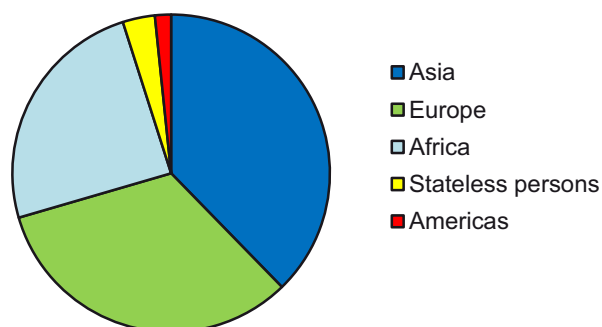
tab. 02a

Country of citizenship	New applications	%
Libya	8	13,00
Russian Federation	6	10,00
Belarus	6	10,00
Syria	5	8,00
Ukraine	5	8,00
Vietnam	4	7,00
Kyrgyzstan	4	7,00
Turkey	3	5,00
Mongolia	3	5,00
Stateless persons	2	3,00
Georgia	2	3,00
Ghana	1	2,00
Croatia	1	2,00
Kazakhstan	1	2,00
Cameroon	1	2,00
Cuba	1	2,00
Algeria	1	2,00
Egypt	1	2,00
Ethiopia	1	2,00
Uganda	1	2,00
Afghanistan	1	2,00
Moldova	1	2,00
Kosovo	1	2,00
Nigeria	1	2,00
Total	61	100,00

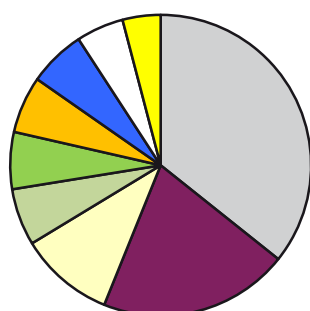


tab. 02b

Country of citizenship	New applications	%
Asia	23	38,00
Europe	20	33,00
Africa	15	25,00
Stateless persons	2	3,00
Americas	1	2,00
Total	61	100,00



The most frequent country of citizenship of international protection seekers in 2011 (31.7.2011)



- Other - 35%
- Ukraine - 20%
- Belarus - 10%
- Mongolia - 6%
- Russian Federation - 6%
- Turkey - 6%
- Vietnam - 6%
- Kyrgyzstan - 5%
- Stateless persons - 4%