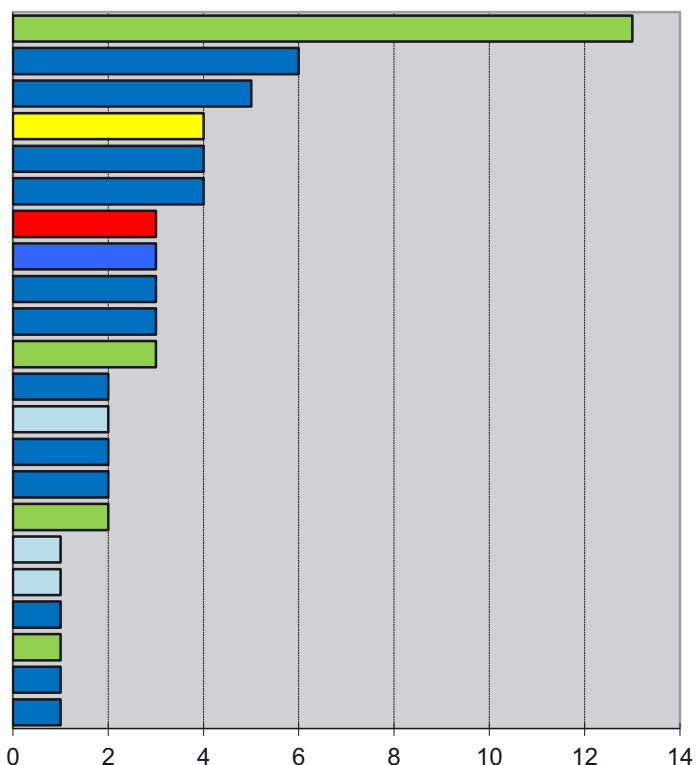


Applications for international protection by country of citizenship January 2011

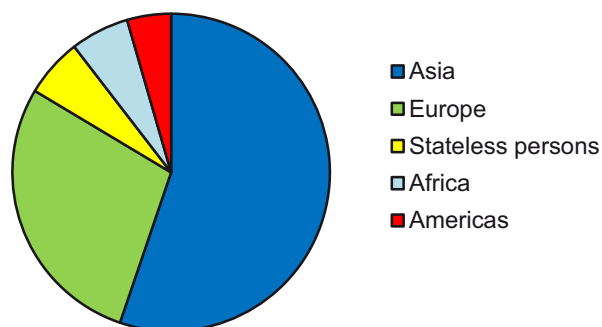
tab. 02a

Country of citizenship	New applications	%
Ukraine	13	19,40
Syria	6	9,00
Vietnam	5	7,50
Stateless persons	4	6,00
Kyrgyzstan	4	6,00
Armenia	4	6,00
Cuba	3	4,50
Iraq	3	4,50
Kazakhstan	3	4,50
Turkey	3	4,50
Russian Federation	3	4,50
Mongolia	2	3,00
Nigeria	2	3,00
Georgia	2	3,00
Iran	2	3,00
Belarus	2	3,00
Cameroon	1	1,50
Eritrea	1	1,50
Pakistan	1	1,50
Romania	1	1,50
Sri Lanka	1	1,50
Uzbekistan	1	1,50
Total	67	100

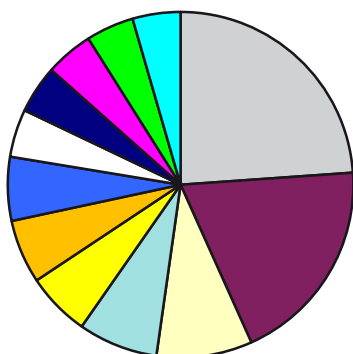


tab. 02b

Country of citizenship	New applications	%
Asia	37	55,00
Europe	19	28,00
Stateless persons	4	6,00
Africa	4	6,00
Americas	3	4,00
Total	67	100,00



The most frequent country of citizenship of international protection seekers in 2011 (31.1.2011)



- Other - 23,89%
- Ukraine - 19,4%
- Syria - 8,96%
- Vietnam - 7,46%
- Stateless persons - 5,97%
- Kyrgyzstan - 5,97%
- Armenia - 5,97%
- Cuba - 4,48%
- Iraq - 4,48%
- Kazakhstan - 4,48%
- Turkey - 4,48%
- Russian Federation - 4,48%