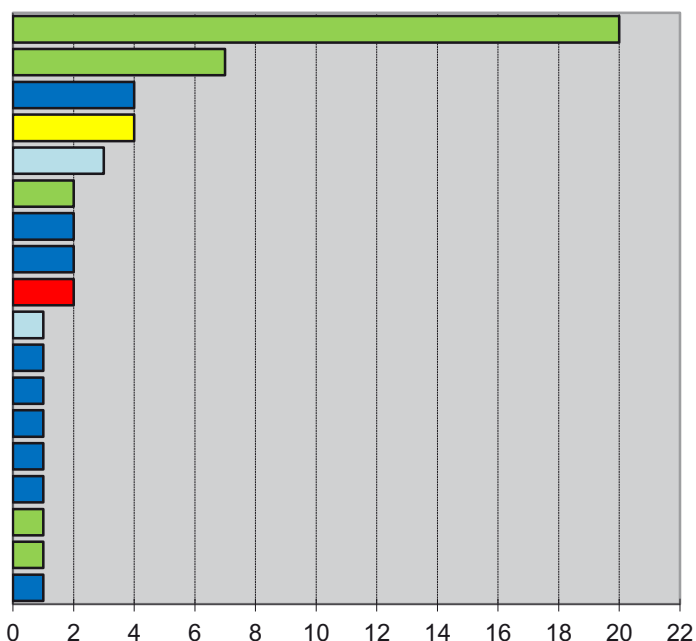


Applications for international protection by country of citizenship February 2011

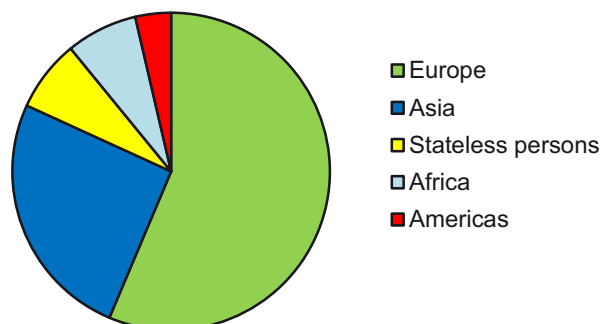
tab. 02a

Country of citizenship	New applications	%
Ukraine	20	36,36
Belarus	7	12,73
Kazakhstan	4	7,27
Stateless persons	4	7,27
Nigeria	3	5,45
Russian Federation	2	3,64
Turkey	2	3,64
Kyrgyzstan	2	3,64
Cuba	2	3,64
Egypt	1	1,82
Georgia	1	1,82
China	1	1,82
Myanmar	1	1,82
Mongolia	1	1,82
Vietnam	1	1,82
Serbia	1	1,82
Slovakia	1	1,82
Syria	1	1,82
Total	55	100,00

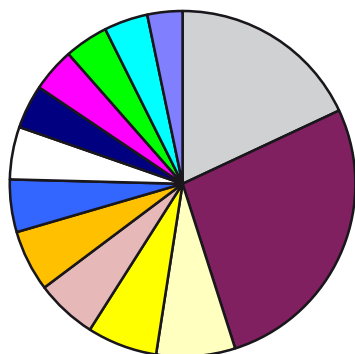


tab. 02b

Country of citizenship	New applications	%
Europe	31	56,36
Asia	14	25,45
Stateless persons	4	7,27
Africa	4	7,27
Americas	2	3,64
Total	55	100,00



The most frequent country of citizenship of international protection seekers in 2011 (28.2.2011)



- Other - 18,04%
- Ukraine - 27,05%
- Belarus - 7,38%
- Stateless persons - 6,56%
- Syria - 5,74%
- Kazakhstan - 5,74%
- Kyrgyzstan - 4,92%
- Vietnam - 4,92%
- Turkey - 4,1%
- Russian Federation - 4,1%
- Nigeria - 4,1%
- Cuba - 4,1%
- Armenia - 3,28%