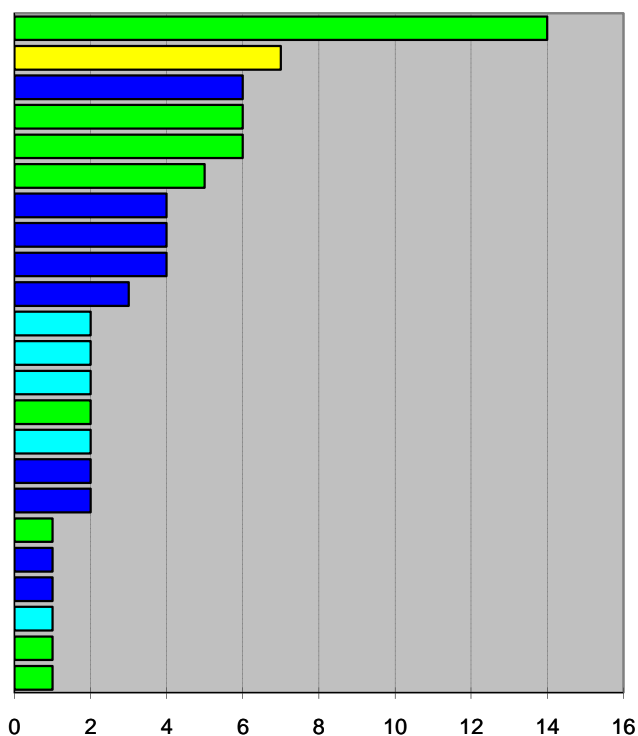


Applications for international protection by country of citizenship

February 2010

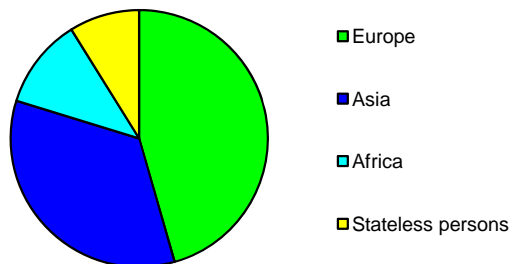
tab. 02a

Country of citizenship	New applications	%
Ukraine	14	17,70
Stateless persons	7	8,90
Armenia	6	7,60
Moldova	6	7,60
Russian Federation	6	7,60
Belarus	5	6,30
Kazakhstan	4	5,10
Mongolia	4	5,10
Turkey	4	5,10
Vietnam	3	3,80
Algeria	2	2,50
Congo	2	2,50
Congo, Dem. Rep. of	2	2,50
Kosovo	2	2,50
Nigeria	2	2,50
Syria	2	2,50
Uzbekistan	2	2,50
Croatia	1	1,30
China	1	1,30
Kyrgyzstan	1	1,30
Morocco	1	1,30
Serbia	1	1,30
Slovakia	1	1,30
Total	79	100,00

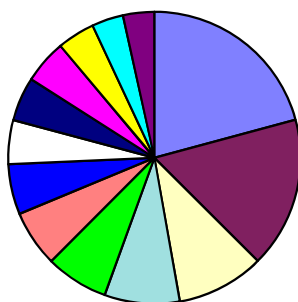


tab. 02b

Country of citizenship	New applications	%
Europe	36	46,00
Asia	27	34,00
Africa	9	11,00
Stateless persons	7	9,00
Total	79	100,00



The most frequent country of citizenship of international protection seekers in 2010 (28.2.2010)



- Other - 20,8%
- Ukraine - 16,67%
- Mongolia - 9,72%
- Russian Federation - 8,33%
- Stateless persons - 6,94%
- Belarus - 6,25%
- Kazakhstan - 5,56%
- Vietnam - 4,86%
- Moldova - 4,86%
- Armenia - 4,86%
- Turkey - 4,17%
- Syria - 3,47%
- Kyrgyzstan - 3,47%